

## Your Community

## Tidworth Community Area

### Population

Tidworth Community Area has an estimated population of 20,642 persons



**0-17 Yrs**

24% of people are aged 17 or below

**18-64 Yrs**

67% of people are of working age, between 18-64 years

**65+ Yrs**

Less than 10% of people are aged over 65 years

(1)

### Life Expectancy



Tidworth Community Area 81 Yrs

Wiltshire 81 Yrs



Tidworth Community Area 84 Yrs

Wiltshire 84 Yrs

(2)

### Deprivation

4% of Wiltshire residents live in some of the most deprived areas nationally. No residents in Tidworth Community Area live in areas of high deprivation

30% of Wiltshire residents live in some of the least deprived areas nationally. 49% of residents in Tidworth Community Area live in areas of very low deprivation

(3)





## Health, Wellbeing and Leisure

## Tidworth Community Area

### Health Improvement

In 2014/15, 28% of 10-11 year olds in Tidworth Community Area were obese or overweight. This is lower than England (33%) yet equates to almost 1 in 3 children in Year 6 (1)



43% of infants in the Community Area were partially or totally breastfed at 6-8 weeks in 2015/16 compared to 50% across Wiltshire (2)

51% of 40-74 year olds offered an NHS Health Check received one 2013/14 - 2015/16 compared to 48% across the county (3)

**NHS Health Check**



The incidence of skin cancer in the Community Area, at 33 per 100,000 persons, is above the Wiltshire rate of 28.5 per 100,000 (4)

### Health Protection

In 2014/15, 88% of 5 year olds in Tidworth Community Area received the second dose of the MMR vaccination. This is below the national coverage target of 95% and the lowest coverage level within all Wiltshire Community Areas (5)



In 2015/16 43% of people at particular risk from the impact of flu and 47% of pregnant women in Tidworth Community Area received the flu vaccination (6)

### Mortality

(7)

The mortality rate from cardiovascular diseases in under 75 year olds in Tidworth Community Area at 62 per 100,000 persons is higher than that across Wiltshire (53 per 100,000)








## Children and Young People

## Tidworth Community Area

### Children in Need

9.7% of children and people under 20 in Tidworth Community Area live in low income families. This is lower than the Wiltshire average of 10.6% (1)



The rate of 0-18 year olds supported by a Common Assessment Framework (CAF) in Tidworth Community Area in 2015 was 54 per 10,000 compared to 34 per 10,000 across Wiltshire (2)

The rate of 0-25 year olds supported by Children's Social Care (CSC) in Tidworth Community Area in 2016 was 366 per 10,000 compared with 282 per 10,000 throughout Wiltshire (3)

### Education and Pupil Achievement



In 2015, the percentage of children achieving level 4 or above in reading, writing and mathematics at the end of primary school was lower in Tidworth Community Area (77%) than across Wiltshire (80%) (4)

In 2015, the percentage of young people achieving 5 or more GCSE's including English and Maths at grades A\*-C at the end of secondary school was lower in Tidworth Community Area (50%) than across Wiltshire (61%) (5)





## Older People

## Tidworth Community Area

### Older People



Almost three quarters (72%) of the population over the age of 65 in Tidworth Community Area are at a higher risk of social isolation compared to 35% across Wiltshire (1)

# 85+ Years

1% of the population in Tidworth Community Area are over the age of 85 years, 37% are males and 63% females. (4)

86% of persons estimated to have Dementia in Tidworth Community Area have been diagnosed with the condition compared with 67% in Wiltshire (2)

### Carers



8 per 1,000 persons under 65 in the Community Area are unpaid carers compared with 11 per 1,000 throughout Wiltshire

In 2014/15, the rate of hospital admissions due to falls in persons over the age of 65 in Tidworth Community Area (1,937 per 100,000 persons) was higher than in Wiltshire (1,880 per 100,000) (3)



36 per 1,000 persons over 65 in the Community Area are unpaid carers compared with 39 per 1,000 in Wiltshire



(5)





## Community Safety

## Tidworth Community Area

### Safer Communities



In 2015/16, the rate of reported anti social behaviour in Tidworth Community Area was 12 reports per 1,000 persons. This is lower than Wiltshire (19 per 1,000) and is a reduction when compared to 2014/15 (13 per 1,000) (1)

In 2015/16, over 20 referrals to Community Resolution, a mechanism used to manage cases of anti social behaviour, were made from Tidworth Community Area (2)



In 2015/16, the rate of reported domestic abuse in Tidworth Community Area was 6 incidents per 1,000 persons. This is slightly lower than Wiltshire (7 per 1,000) yet a rise when compared to 2014/15 (4 per 1,000) (3)

### Substance Misuse



There are over 1,500 premises licensed to sell alcohol in Wiltshire, 3% of them (44 premises) are in Tidworth Community Area (4)

In 2014/15, rates of alcohol related hospital admissions were similar in Tidworth Community Area (1,920 per 100,000 persons) to that across Wiltshire (1,905 per 100,000) (5)



### Road Safety

Reported road traffic collisions in Wiltshire have risen by almost 30% between 2010-2014.



In 2015, 25 road traffic collisions were reported in Tidworth Community Area, the lowest number of RTCs reported across all 20 Community Areas (6)





## Housing

## Tidworth Community Area

### Local Housing




21.6% of households in Tidworth Community Area are socially rented compared to 14.7% across Wiltshire (1)



Between April 2013 and March 2016, 71 affordable homes were completed in Tidworth Community Area (4)

In September 2016 there were 65 families in Tidworth Community Area awaiting social housing.

There is a higher demand for 3 bedroom properties from persons on the housing register in this area (26% of requests) compared to across Wiltshire (19%) (2)



Between 2014-16, over 400 homes were adapted to help older residents and persons with disabilities live independently in their own homes, less than 2% of these were in Tidworth Community Area (5)



### Property Prices

It is estimated that the number of households affected by the 2016 Benefit Cap will be lower in Tidworth Community Area (5 per 10,000 households, than across Wiltshire (19 per 10,000 households) (3)



The average house price in Tidworth Community Area is £205,000, slightly lower than the Wiltshire average of £230,000 (6)



## Environment

## Tidworth Community Area

### Wildlife Rich Areas



30% of Tidworth Community Area is classified as either as a Site of Scientific Interest or a County Wildlife Site. Wiltshire has 168 SSIs and 1,560 County Wildlife Sites, covering 15% of the Local Authority Area (1)


### Local Emergency Plan



A community resilience workshop in the Tidworth Community Area brought people together to consider local emergency plans. Since then four local parish plans have been completed (3)

### River Quality

In 2015, samples taken from the River Bourne at the monitoring station in Tidworth Community Area were rated as 'poor' by the Environment Agency (2)



### Waste and Recycling



In 2015/16, over 890 kgs of waste was collected per household from the East Area Collection Zone incorporating Devizes, Marlborough, Pewsey and Tidworth Community Areas. Almost half of this (48%) was recycled or composted (4)






### Local Roads



In 2015/16, 3% of principal roads (motorways and A roads) in Tidworth Community Area were identified as requiring treatment. This is the same as across Wiltshire over the same time period (3%)



2% of non principal roads (B roads) in Tidworth Community Area were identified as requiring treatment in 2015/16. This is lower than throughout Wiltshire over the same time frame (4%) (1)

In 2015/16, the cost of re-surfacing roads in Tidworth Community Area was £1,764 per km compared to an average of £2,397 per km throughout Wiltshire



(1)

### Local Traffic

Average daily traffic has increased by almost 4% in Tidworth Community Area since 2007 (2)







### Employment



According to a 2014 survey of local businesses, the biggest two employment sectors in Tidworth Community Area are hospitality and education (1)

0.5% of people of working age in Tidworth Community Area receive Jobseekers Allowance. This is lower than both Wiltshire (0.8%) and England (1.8%) (2)



# 18-24

0.2% of people aged 18- 24 years in Tidworth Community Area receive Jobseekers Allowance. This is lower than Wiltshire (1.7%) and England (2.5%)  
62% of this group are young women (2)

### Retail

75% of units in Tidworth Community Area are shops - this does not include restaurants, pubs, or professional services



(3)

### Local Developments



The Army Basing Programme will locate an additional 4,000 army personnel and 3,200 dependants in Tidworth Community Area by 2020 with £1 billion investment from the Ministry of Defence throughout the county. This includes £20 million for school places alone

(4)



## Culture

## Tidworth Community Area

### Cultural Assets



Tidworth Community Area is home to two Iron Age hill forts, 92 scheduled monuments, 276 listed buildings and 14 venues hosting cultural programmes



Tidworth Community Area also has 3 Sites of Special Scientific Interest and 62 County Wildlife sites

(1)

### Your Library



There are 3 libraries in Tidworth Community Area. 33% of residents are currently members of the local library compared with 41% across Wiltshire. A total of 48,143 visits to libraries in Tidworth Community Area were recorded in 2015/16

Over 800 volunteers help out at libraries across Wiltshire including 42 in Tidworth Community Area

(2)



### Local Engagement



4.5% of working people in Tidworth Community Area are employed in the arts, entertainment and recreation sector (3)

Local clubs and organisations promote cultural activities alongside other news and events on the Tidworth 'Our Community Matters' website which was accessed over 580,000 times in 2015/16. Across Wiltshire local information held on these sites was accessed almost 4 million times (4)